

RELAÇÃO DE PLACAS



PV 001



PV 002



PV 003



PV 004



PV 005



PV 006



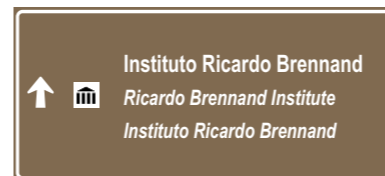
PV 007



PV 008



PV 009



PV 010



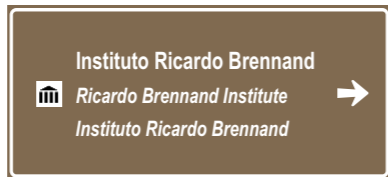
PV 011



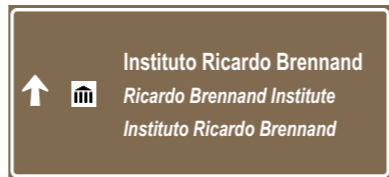
PV 012



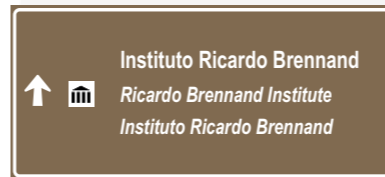
PV 013



PV 014



PV 015



PV 016



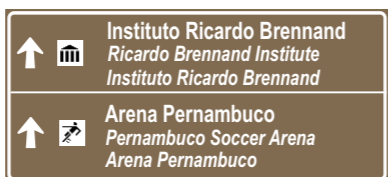
PV 017



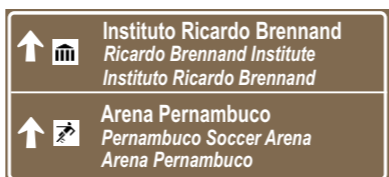
PV 018



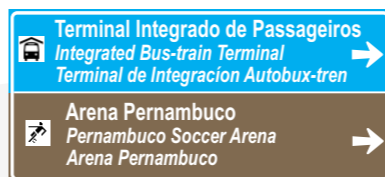
PV 019



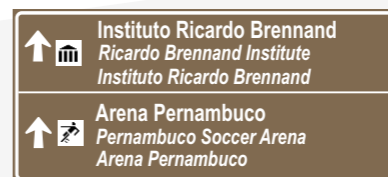
PV 020



PV 021



PV 022



PV 023



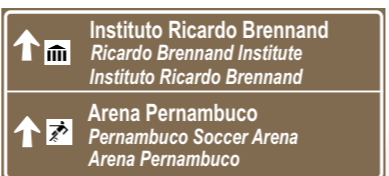
PV 024



PV 025



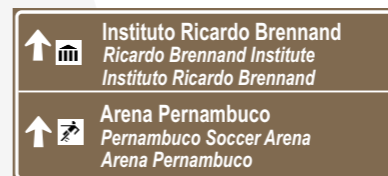
PV 026



PV 027



PV 028



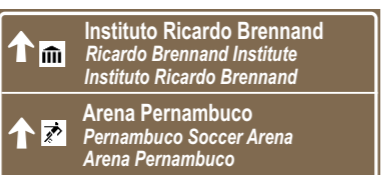
PV 029



PV 030



PV 031



PV 032



PV 033a



PV 033b



PV 034



PV 035

RELAÇÃO DE PLACAS



PV 036



PV 037



PV 038



PV 039



PV 040



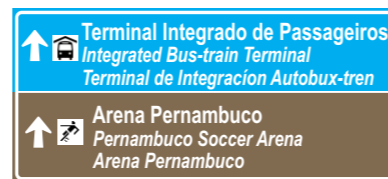
PV 041



PV 042



PV 043



PV 044



PV 045



PV 046



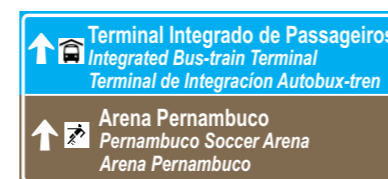
PV 047



PV 048



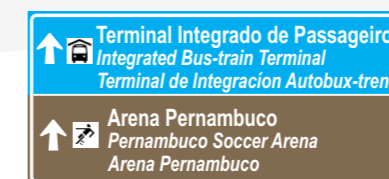
PV 049



PV 050



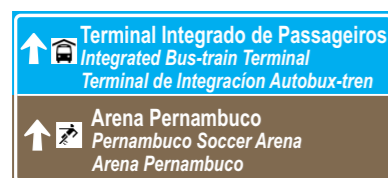
PV 051



PV 052



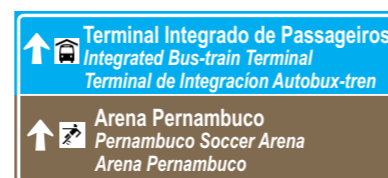
PV 053



PV 054



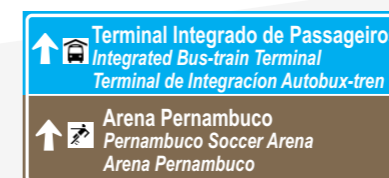
PV 055



PV 056



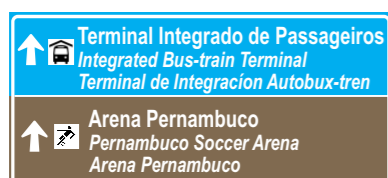
PV 057



PV 058



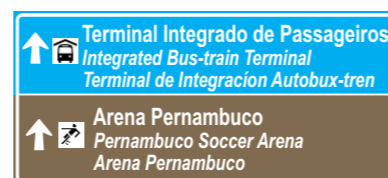
PV 059



PV 060a



PV 060b



PV 060c



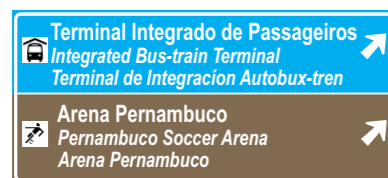
PV 060d



PV 060e



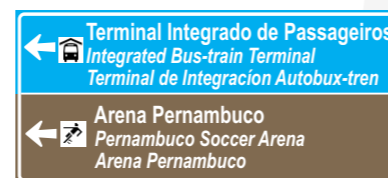
PV 060f



PV 060g



PV 060h



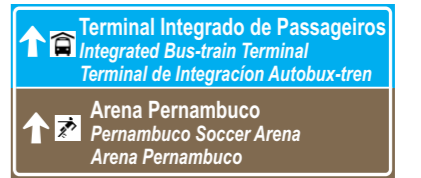
PV 060i



PV 060j

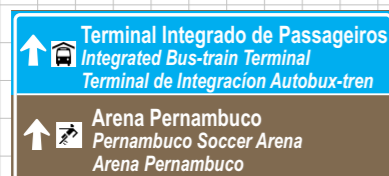


PV 060l

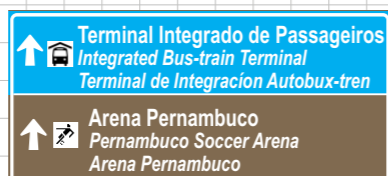


PV 061

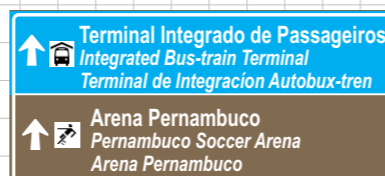
RELAÇÃO DE PLACAS



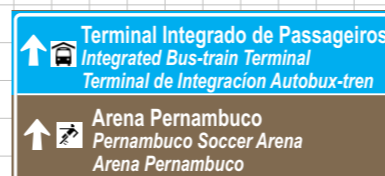
PV 062



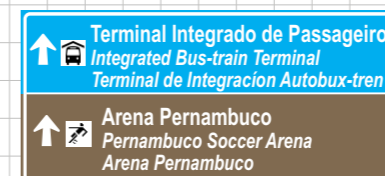
PV 063



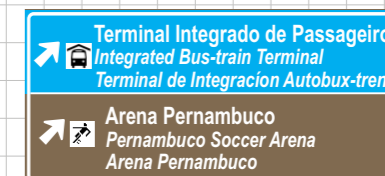
PV 064



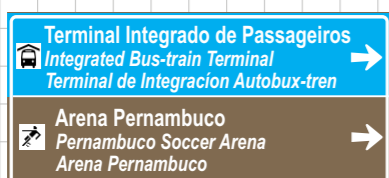
PV 065



PV 066




PV 067




PV 068

DIMENSÕES DAS PLACAS


PLACA VIÁRIA (SEMIPÓRTICO)




PICTOGRAMAS EM GRADE



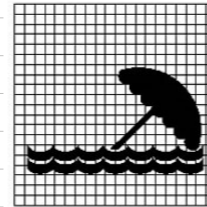
TERMINAL RODOVIÁRIO
STR-01



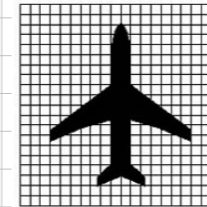
FUTEBOL
TAD-15



MUSEU
THC-05



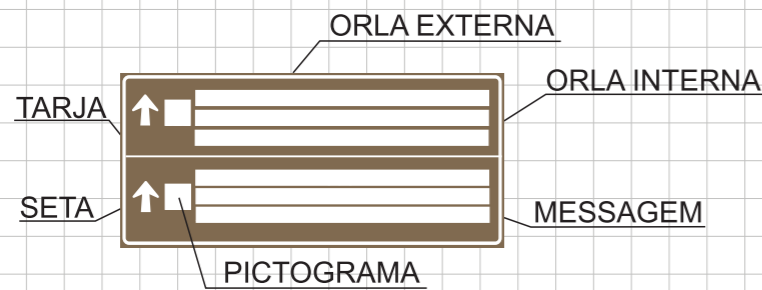
PRAIA
TNA-02



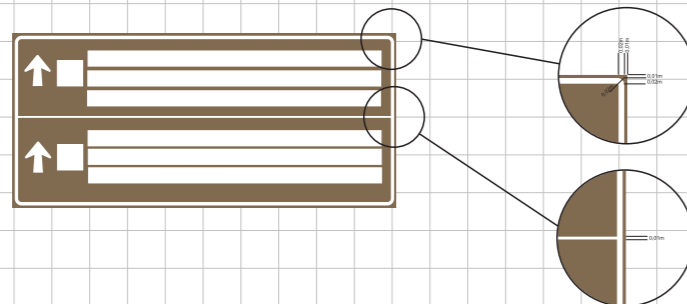
AEROPORTO
STR-03

DETALHAMENTO DAS PLACAS

A placa é composta por elementos fixos e variáveis:



Orla Interna / Externa / Tarja



TIPO DE PLACA	FORMA	ELEMENTO	COR
Indicativas de Sentido	Retangular	Fundo	Marrom: Pantone 4695
		Orla Interna	Branca
		Orla Externa	Marrom: Pantone 4695
		Tarja	Branca
		Mensagens	Branca
		Setas	Branca
		Pictogramas Fundo	Branca
		Pictogramas Figura	Preta

DETALHAMENTO DAS LETRAS

Altura mínima das letras:

Regulamentada (km/h)	Área Rural	
	125	150
U <= C	125	150
C <= U <= D	150	150
D <= U <= E	150	200
E <= U <= C	250	250
U <= C	-	300

Largura das letras maiúsculas:

LETRAS	Área Rural									
	C	125	150	175	200	250	300	350	400	450
E	102	127	152	178	203	254	305	256	406	456
F	81	101	121	142	162	202	243	284	324	363
G	81	101	121	142	162	202	243	284	324	363
H	20	25	30	35	40	50	60	70	80	90
I	75	93	112	130	149	186	224	260	298	336
J	81	101	121	142	162	202	243	284	324	363
K	102	127	152	178	203	254	305	256	406	456
L	81	101	121	142	162	202	243	284	324	363
M	81	101	121	142	162	202	243	284	324	363
N	81	101	121	142	162	202	243	284	324	363
O	81	101	121	142	162	202	243	284	324	363
P	81	101	121	142	162	202	243	284	324	363
Q	81	101	121	142	162	202	243	284	324	363
R	81	101	121	142	162	202	243	284	324	363
S	81	101	121	142	162	202	243	284	324	363
T	81	101	121	142	162	202	243	284	324	363
U	81	101	121	142	162	202	243	284	324	363
V	81	101	121	142	162	202	243	284	324	363
W	81	101	121	142	162	202	243	284	324	363
X	81	101	121	142	162	202	243	284	324	363
Y	81	101	121	142	162	202	243	284	324	363
Z	81	101	121	142	162	202	243	284	324	363

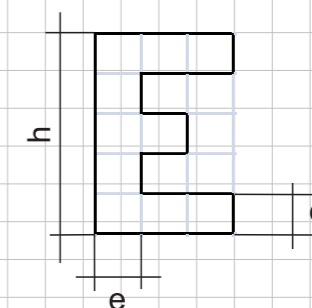
Espaçamento entre letras maiúsculas (mm):

CÓDIGO	C	125	150	175	200	250	300	350	400	450
E	26	33	39	46	52	66	78	91	104	117
F	21	26	32	37	42	52	63	73	84	94
G	14	18	21	24	28	35	42	49	56	63
H	7	9	10	12	14	17	21	24	28	32

LETRA PRECEDENTE	Área Rural						
	Área Rural			Área Rural			
	E	F	G	H	I	J	K
E	2	2	4	N	1	1	2
F	1	2	2	O	1	2	2
G	2	2	3	P	1	2	4
H	1	2	2	Q	1	2	2
I	2	2	3	R	1	2	2
J	2	2	3	S	1	2	2
K	1	2	2	T	2	2	4
L	1	1	2	U	1	1	2
M	1	1	2	V	2	2	4
N	1	1	2	W	2	2	4
O	2	2	3	X	2	2	3
P	2	2	4	Y	2	2	4
Q	1	1	2	Z	2	2	3

Espessura do traço de letras e algarismos (mm):


OU ALGARISMO - h (mm)	DO TRAÇO - e (mm)
C	20
D	25
E	30
F	35
G	40
H	50
I	60
J	70
K	80
L	90



DETALHAMENTO DAS SETAS E PICTOGRAMAS

Dimensões da seta:

ÍGÉIĤÎ (CÓDIGO)	ĤĤĤĤĤĤ	ĤĤĤ	ÉĤĤĤÉ GÉĤĤÉ ĀÖĀ									
			ĈĈĈ	125	150	175	200	250	300	350	400	450
ĤĤĤ		ĤĤĤĤĤĤ ĤĤĤĤĤĤ	ĈĈĈ	175	210	245	280	350	420	490	560	630
			ĈĈĈ	195	234	273	312	390	468	546	624	702
			ĈĈĈ	163	195	228	260	325	390	455	520	585
ĤĤĤ		ĤĤĤĤĤĤ ĤĤĤĤĤĤ mais linhas (para o mesmo sentido)	ĈĈĈ	175	210	245	280	350	420	490	560	630
			ĈĈĈ	228	273	319	364	455	546	637	728	819
ĤĤĤ		ĤĤĤĤĤĤ ĤĤĤĤĤĤ mais linhas (para o mesmo sentido)	ĈĈĈ	195	234	273	312	390	468	546	624	702



ÉĤĤĤÉ GÉĤĤÉ ĀÖĀ (mm)	ĤĤĤĤĤĤ ĤĤĤĤĤĤ (mm)
ĈĈĈ	60
ĈĈĈ	80
ĈĈĈ	100
ĈĈĈ	116
ĈĈĈ	130
ĈĈĈ	170
ĈĈĈ	200
ĈĈĈ	230
ĈĈĈ	270
ĈĈĈ	300

ÉĤĤĤÉ GÉĤĤÉ (mm)	ĤĤĤĤĤĤ ĤĤĤĤĤĤ (mm)
ĈĈĈ	200 x 200
ĈĈĈ	200 x 200
ĈĈĈ	230 x 230
ĈĈĈ	260 x 260
ĈĈĈ	300 x 300
ĈĈĈ	380 x 380
ĈĈĈ	450 x 450
ĈĈĈ	530 x 530
ĈĈĈ	600 x 600
ĈĈĈ	680 x 680